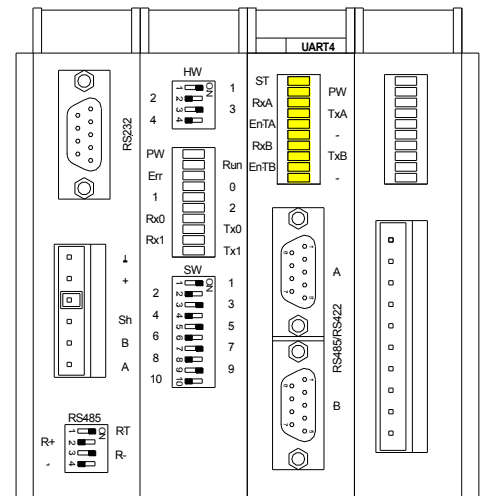


AD-UART4

Communication Module

- Two RS485/422 communication lines with galvanic separation
- Transmission rate 60 bps to 115.2 kbps
- Self-stacking connection to the AD-CPU unit, 35 mm DIN rail mounting
- Support in DB-Net information system
- Line termination by external connector



TECHNICAL DATA

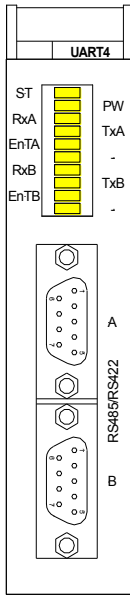
UART	16C550
Transmission rate	60 bps to 115.2 kbps
Galvanic separation	Yes *)
Connectors	2 × D-sub DE-9, male
Line protection	Transil 600 W
Line termination	120 Ω
Idle state definition	1 kΩ
Module position in system	No limitation
Max. number of modules	7 **)
Power supply	
Max. internal source consumption (5 V DC)	360 mA
Others	
Mounting	35 mm DIN rail
Operating temperature	0 °C to 70 °C
Max. ambient humidity	< 95 % non-condensing
Weight	200 g
Dimensions (w × h × d)	(25 × 104 × 96) mm

*) Insulation strength 500 V AC / 1 minute, galvanic separation may not be used for safe and unsafe parts separation.

**) Max. number of modules depend on consumption from the internal source.

ORDERING INFORMATION

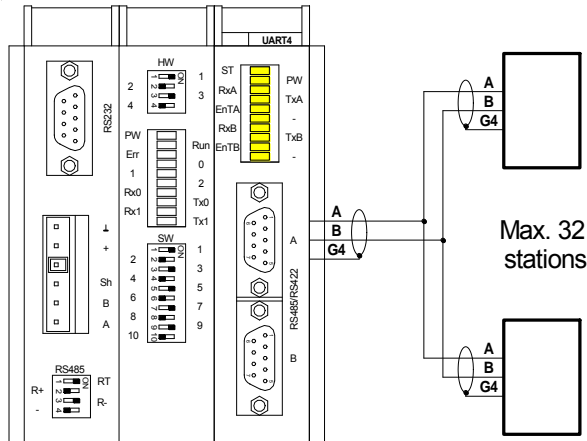
AD-UART4	2 × RS485/422 communication module
----------	------------------------------------



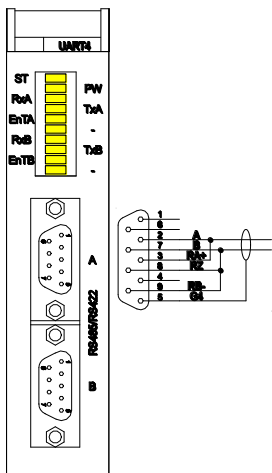
D-sub DE-9 CONNECTOR WIRING

PIN	Signal	Input / Output
1	Y	Y transmitter of RS422
2	A	A wire of RS485
3	RA+	RS485 customizing
4	-	Not connected
5	GND4	Common lead, connected to shielding
6	Z	Z transmitter of RS422
7	B	B wire of RS485
8	RZ	RS485 terminating resistor
9	RB-	RS485 customizing

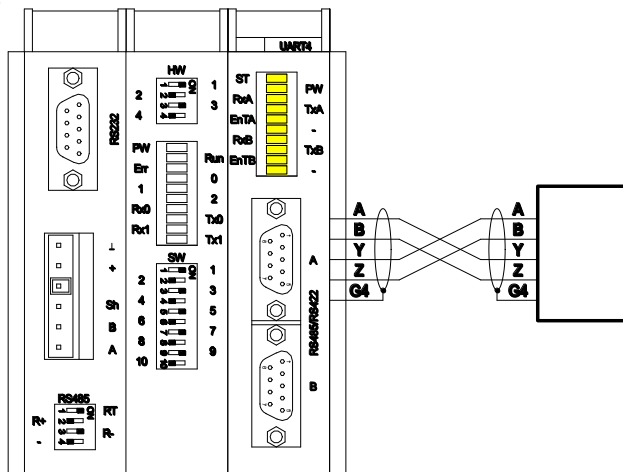
RS485 NETWORK WIRING EXAMPLE



CONNECTOR WIRING OF RS485 END STATION



CONNECTING OF TWO SYSTEMS OVER RS422



An 120 Ohm terminating resistor has to be connected between the A and B wire (B and RZ signals connection). For RS485 wiring instruction see User's manual for ADiS system.

Further information can be found in operational manual ([adis_g_en_xxx.pdf](#)). Documentation can be downloaded from www.amit.cz web site.